

# Unit 8

## Writing About A Favorite Season (opinion)

### Part 1: Standards Addressed in This Activity

- W.1.1 Write opinion pieces in which they introduce the topic or name the book they are writing about, state an opinion, supply a reason for the opinion, and provide some sense of closure.
- W.1.5 With guidance and support from adults, focus on a topic, respond to questions and suggestions from peers, and add details to strengthen writing as needed.
- W.1.8 With guidance and support from adults, recall information from experiences or gather information from provided sources to answer a question.

### Part 2: Description of Activity

The student will participate in prewriting activities and then write an opinion piece about his or her favorite season of the year.

### Part 3: Teacher and Student Instructions

#### Task A: Pre-writing

1. Read picture books and/or show short videos about the seasons. Examples are given in the Resources section.
2. Ask students to think about the different kinds of activities they can do during each of the four seasons. Allow time for brainstorming and sharing. Record students' ideas on a whiteboard or chart paper. Examples are given below.

#### Four Seasons Brainstorming Examples

Winter	Spring	Summer	Fall
<ul style="list-style-type: none"> <li>•build a snowman</li> <li>•ride downhill on sleds</li> <li>•celebrate holidays</li> <li>•drink hot cocoa</li> </ul>	<ul style="list-style-type: none"> <li>•play in a rain shower</li> <li>•pick flowers</li> <li>•watch for signs of new life</li> <li>•my birthday</li> </ul>	<ul style="list-style-type: none"> <li>•go barefoot</li> <li>•play outdoors</li> <li>•work in the garden</li> <li>•go swimming</li> <li>•go to the park</li> </ul>	<ul style="list-style-type: none"> <li>•harvest a garden</li> <li>•go on a hayride</li> <li>•carve pumpkins</li> <li>•hide in a pile of leaves</li> </ul>

3. Use picture books, videos, and students' ideas to create lists of words to use in an essay: winter words, spring words, summer words, fall words. Fill in the **Season Words Graphic Organizer**.
4. Ask students to fold a piece of paper into four sections and draw a picture in each section. The pictures should show a favorite thing to do in each of the four seasons.

### ***Directions for the Student***

An opinion is something you believe or feel strongly about. It is neither right, nor wrong. You have opinions about lots of things: the best TV shows, your favorite sport, or the best snack. Think about the four seasons. Which is the best?

What makes your choice the best season for you? Think of as many reasons as you can. Share them with a partner.

Use the completed **Season Words Graphic Organizer** to write a first draft. You will be helped through the other steps of the writing process (revising, editing, publishing) once your first draft is complete.

### **Task B: Write An Opinion**

#### ***Prompt***

What is the best season of the year: winter, spring, summer, or fall? Be sure to include three reasons that support your opinion. Draw a picture to go with your essay. When you are finished, use the Writer's Checklist to check your writing.

### **Part 4: Handouts/Suggested Responses**

"Seasons Song" lyrics

Season Words Graphic Organizer (Sample)

Season Words Graphic Organizer (Blank)

Essay (Sample)

Lined Paper

Writer's Checklist

### **Part 5: Resources**

"Seasons Song" video: a song about the characteristics of each season (4:00 min)

<https://www.youtube.com/watch?v=8Zjpl6fgYSY> (lyrics included)

"4 Seasons in a Year": a catchy song that reviews the characteristics of each season (2:49) <http://www.teachertube.com/video/4-seasons-in-a-year-kids-song-319174>

*Green Eyes* by Abe Birnbaum

*Red Sings from Treetops: A Year in Colors* by Pamela Zagarenski

*A Book of Seasons* by Alice and Martin Provensen: picture book on video (5:47)

<https://www.youtube.com/watch?v=WhDJDlviAOg>

## Seasons Song

Here we go, oh-oh, Seasons of the Year, Here we go, oh-oh, Seasons of the Year...

Here comes the spring with the rain pouring down,  
Here comes the spring with the flowers in the ground,  
Here comes the spring with the rainbow in the sky,  
Here comes the spring to bring new life.

Here we go, oh-oh, Seasons of the Year, Here we go, oh-oh, Seasons of the Year...

Here comes the summer with the heat from the sun,  
Here comes the summer with the kids having fun,  
Here comes the summer with the warm breeze,  
Here comes the summer with the trees so green.

Here we go, oh-oh, Seasons of the Year, Here we go, oh-oh, Seasons of the Year...





Here comes the fall with leaves changing color,  
Here comes the fall with the climate getting cooler,  
Here comes the fall with the leaves falling down,  
Here comes the fall with the wind the blowing loud.

Here we go, oh-oh, Seasons of the Year, Here we go, oh-oh, Seasons of the Year...

Here comes the winter with the ice and the snow,  
Here comes the winter with the freezing cold,  
Here comes the winter with the days getting shorter,  
Here comes the winter with the nights getting longer.





Name: Sample

### Season Words Graphic Organizer

Winter	Spring
<p>ice snow snowman boots hat and gloves mittens hibernate</p> 	<p>flowers rainy sunny blossoms blooming bunnies birds singing</p> <p>bugs rain umbrella rainbow new life warm</p> 
Summer	Fall
<p>sun longer days warmest hot warm breeze sunshine green grass</p> 	<p>rake leaves pile apples colder/cooler shorter days</p> <p>trick-or-treat color orange/red/yellow wind blowing</p> 

Name: \_\_\_\_\_

# Season Words Graphic Organizer

<p><b>Spring</b></p> 	<p><b>Fall</b></p> 
<p><b>Winter</b></p> 	<p><b>Summer</b></p> 

Name: SampleSummerI think summer is thebest season of all. Insummer I go swimmingand stay outside afterdark. In summer I play ona baseball team with myfriends. I think summer ismy favorite season.

Name: \_\_\_\_\_

\_\_\_\_\_

\_\_\_\_\_

\_\_\_\_\_

\_\_\_\_\_

\_\_\_\_\_

\_\_\_\_\_

\_\_\_\_\_

\_\_\_\_\_

\_\_\_\_\_

\_\_\_\_\_

\_\_\_\_\_

---

---

---

---

---















---

---















Name: \_\_\_\_\_

## Writer's Checklist

Name			
Sound Out Words	<b>c-a-t</b> 		
Leave Spaces	the sun 		
Punctuation Marks			
Capital Letters	<b>G g</b>		

Name: \_\_\_\_\_

## Writer's Checklist

Name			
Sound Out Words	<b>c-a-t</b> 		
Leave Spaces	the sun 		
Punctuation Marks			
Capital Letters	<b>G g</b>	