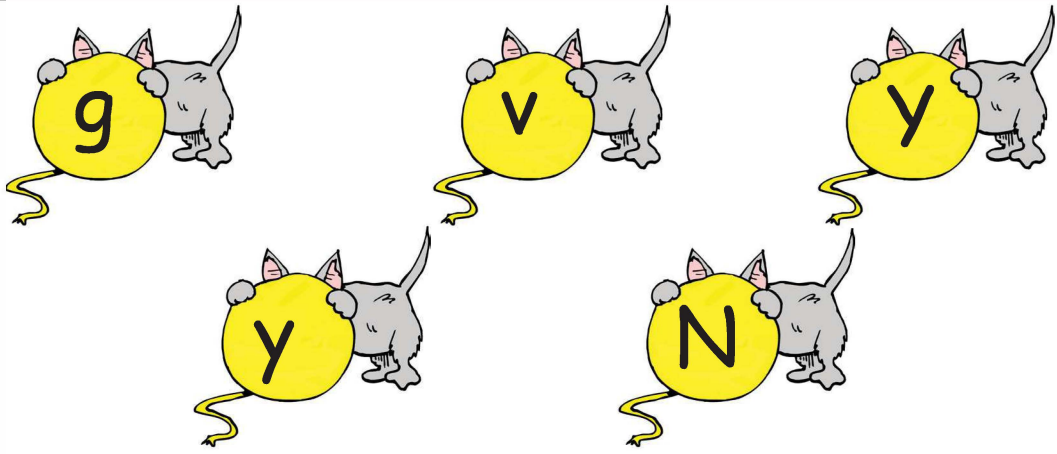





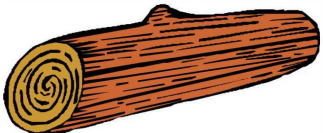
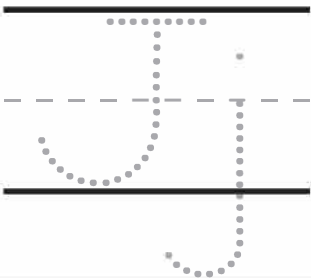
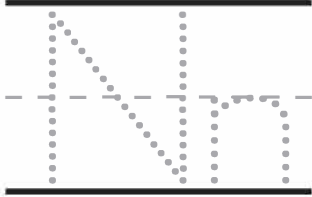
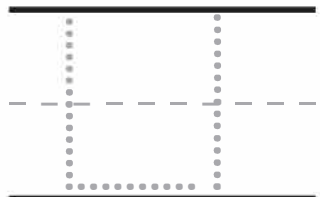


Sample Lesson #1

1. 

2.   
 box

3.   
  

Directions:

1. *Yarn* begins with *y*. Circle the yarn that has *Y* or *y*.
2. *Box* ends with *x*. Say the name of each picture. Circle the picture whose name ends with the same sound as *box*.
3. Say the name of each picture. Trace the beginning letter sound for each picture.

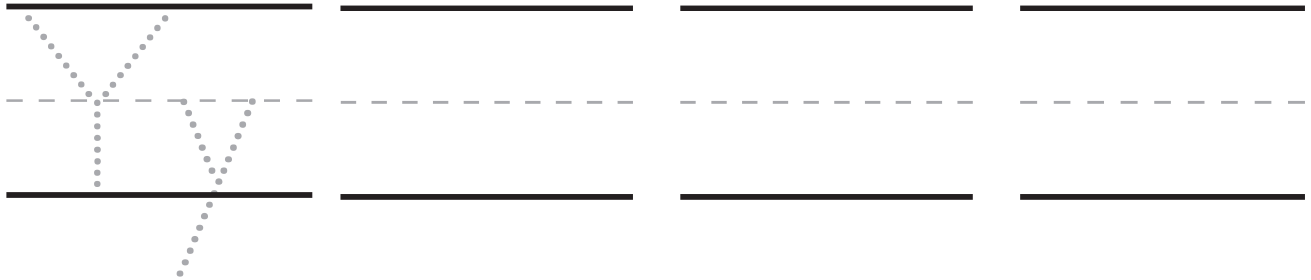

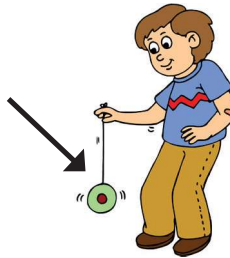

4 – 5.

I my

I play with my dog.



6.

**Directions:**

- 4 – 5. Read the words in the box. Say and trace the words in the sentence. Read the sentence out loud.
6. *Yogurt* begins with the sound of *y*. Trace the letters *Y* and *y*. Say the name of each picture. Print *Yy* on the line under the pictures that begin with the sound of *y*.