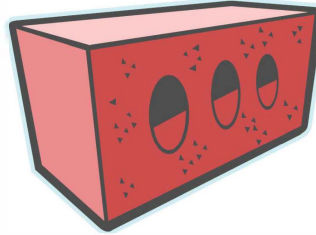



## Sample Lesson #3

1 – 2. Say the first word in each row. Circle the pictures in the row that show the same beginning sound.



crab



plug



stove



3. Circle the word that will finish the sentence. Print the word on the line.

The train came \_\_\_\_\_.

lake  
late  
lane

Grandma gave me a big \_\_\_\_\_.

hut  
him  
hug

4. Circle the name of each picture.



clown

clock

grape

grass

5. Say the name of each picture. Print a blend to finish each word. Then trace each word.



aid

ill

owman

6. Divide each word by putting a line ( | ) between each syllable. On the line next to the word, write how many syllables each word has.

t u r t l e \_\_\_\_\_

p e a n u t \_\_\_\_\_

