









Sample Lesson #3

1.		
	<div style="border: 1px solid black; width: 80px; height: 60px; margin: 0 auto;"></div>	<div style="border: 1px solid black; width: 80px; height: 60px; margin: 0 auto;"></div>
2.		
COW		horse
duck	pig	cat
3.	<p>The  is on the  .</p>	
	<p>elephant</p>	<p>ball</p>
		

Directions:

1. Say the name of each picture. Write the letter for the beginning sound of each word in the box.
2. Draw a line to match each animal word to its picture.
3. Read the sentence. Circle the picture that matches the sentence.


4.





5.



fantasy
reality



6.



Directions:

4. Write a sentence to tell about the picture.
5. Draw a line from each picture to the correct word.
6. Draw a line to match the upper case letter to the correct lower case letter.