



Sample Lesson #1

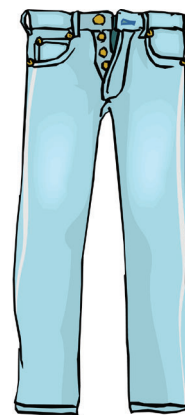
1.



2.






3.



**Directions:**

1. Circle the picture of the season that comes after spring.
2. How many seasons are there? Color that number of suns.
3. Put an X on the clothes you would wear on a hot day.



4.



5.



6.

**Directions:**

4. Add some things to the picture to show a fall day.
5. Circle three pictures of things that have a strong smell.
6. Circle the picture that shows the body part you would use to smell something.