

1.




1 2 3 4

2.

log




Handwriting practice lines consisting of a solid top line, a dashed middle line, and a solid bottom line.



3.



ig




ig

- RF.K.2b 1. Say the word *butterfly*. Clap the number of syllables. Circle the number of syllables.
- RF.K.2d 2. Say the sound of each letter in the boxes. Blend the sounds together to say the word. Print the word. Circle the picture that matches the word.
- RF.K.2a 3. Look at the pictures. Write the letter of the beginning sound on the line. Trace the word. Read the rhyming words.

4.

see they will she



5.



map



ma

RF.K.3c 4. Read the words at the top of the page. Find each word in the puzzle and circle it. The words go across. Print the words on the lines.

RF.K.2e 5. Look at the word *map*. Change the letter p in *map* to make a new word. Trace the letters. Say the new word.