



Sample Lesson #3






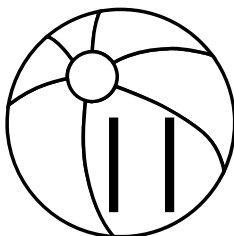

1.



2.





3.




1. Circle the player that is different.
2. Circle the group that has **more**.
3. Color the balls that have a 17.

4.




5.



7



6.



2

10

1

6

4

9

4. How many flowers are there in all? Write the number.

5. Circle the group that has 7.

6. Circle the number that tells how many.