

Sample Lesson #1



1 – 3. When **c** is followed by **e**, **i**, or **y**, it usually has a **soft** sound. The **soft** sound of **c** sounds like **s**. **Examples:** *face, cereal*

When **c** is followed by **a**, **o**, or **u**, it has a **hard** sound. The **hard** sound of **c** sounds like **k**. **Examples:** *carrot, cow*

Say each word in the box. Write the words that have a **hard c** sound under the picture of corn. Write the words that have a **soft c** sound under the picture of ice.

celery	candy	cellar	cattle	grocery
card	rice	cold	recess	carrot

corn



ice

4. Say each word. Clap the beats or syllables of each word. Write the number of syllables on the line.


yesterday _____

costume _____

birthday _____

present _____

5. Write the name of each **short e** picture.



6. Make each word a **short o** word by changing the vowel. Write the new word.

sack _____

pit _____

tap _____

hat _____

7. Write a sentence using two of the **short o** words you made in item 6.

8. Fill in the circle beside the word that has the same vowel sound as the bolded word.

mug



mule



music



shut

job



rode



spot



coat

milk



bike



fill



kite

sack



hand



take



cake

bet



bead



jeep



head