



Sample Lesson #3


1.



up




down




full

L.K.5b

2.



bat




at

RF.K.2e

3.

What is it?



L.K.1d

Directions:

1. Circle the picture that shows the opposite of *up*.
2. Look at the word *bat*. Change the letter *b* in *bat* to *h* to make a new word. Write *h* on the line.
Say the new word.
3. The word *what* asks about something. Trace the word *what*. Print the word *what* on the line. Circle the word *what* in the sentence.

4–5.

has She





has a basketball.

RF.K.3C

He



a truck.



6.



juice



RF. K.3b

Directions:

4 – 5. Read the words in the box. Print the correct word in each sentence. Read the sentences out loud.

6. *Juice* has the **long u** sound. Say the name of each picture. Circle the picture if its name has the **long u** sound.