

# Sample Lesson #1


1. Add the first letter(s) to make a word that goes with each picture.



\_\_\_am



\_\_\_am



\_\_\_am

2. Write **bl** next to each picture word to show that it begins with the **bl** blend.



\_\_\_\_\_

-----

\_\_\_\_\_



\_\_\_\_\_

-----

\_\_\_\_\_

3. Draw lines to make 3 sentences.

Some kittens

drives.

A man



jump.

A boy

digs.



4. Say the picture word. Color the pictures that have the **short i (ĭ)** sound.



5. Circle the word in each group that does **not** belong with the other 3.

A) seven                  rabbit                  ten                  nine

B) red                  black                  tree                  green

C) dog                  cat                  frog                  house

6. Write the upper and lower case letters that begin the picture name.

\_\_\_\_\_

-----

\_\_\_\_\_

