







Sample Lesson #3

1 – 3.

	Fish	Mammal	Bird
			
			
			
			
			
			

Directions:


1 – 3. For each living thing, decide whether it is a fish, a bird, or a mammal.
Put an X in the correct column.

4.

winter

spring

5.



6.

**Directions:**

4. Circle the season that follows fall.
5. Draw something you would wear on a hot day.
6. These animals can be grouped in several ways. One way to group them is by knowing the animals that breathe with gills and knowing the animals that don't breathe with gills. Circle in blue the animals that breathe with gills. Put an orange box around the animals that don't breathe with gills.