

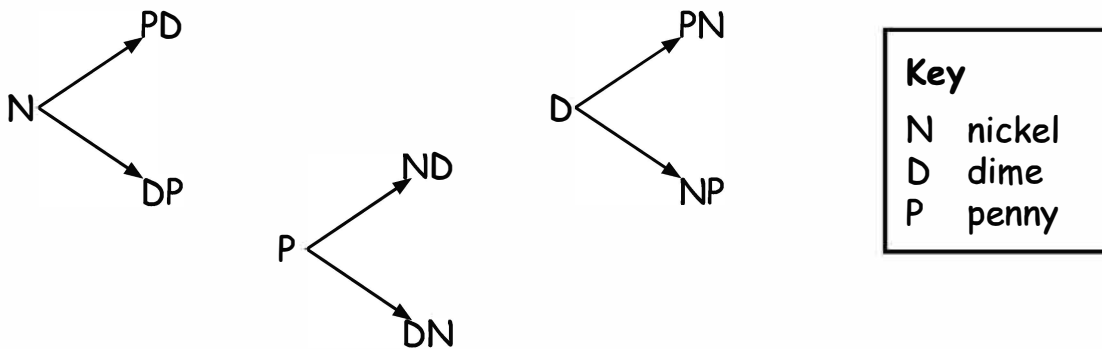
## Sample Lesson #3

### Graphic Organizers: Diagrams

A **diagram** is an illustration that can show something's parts, its layout, or how it works. A diagram breaks down the subject to make it easier to understand. For example, a game or toy might come with a diagram that shows how to assemble it. You can find a diagram in just about every subject area.

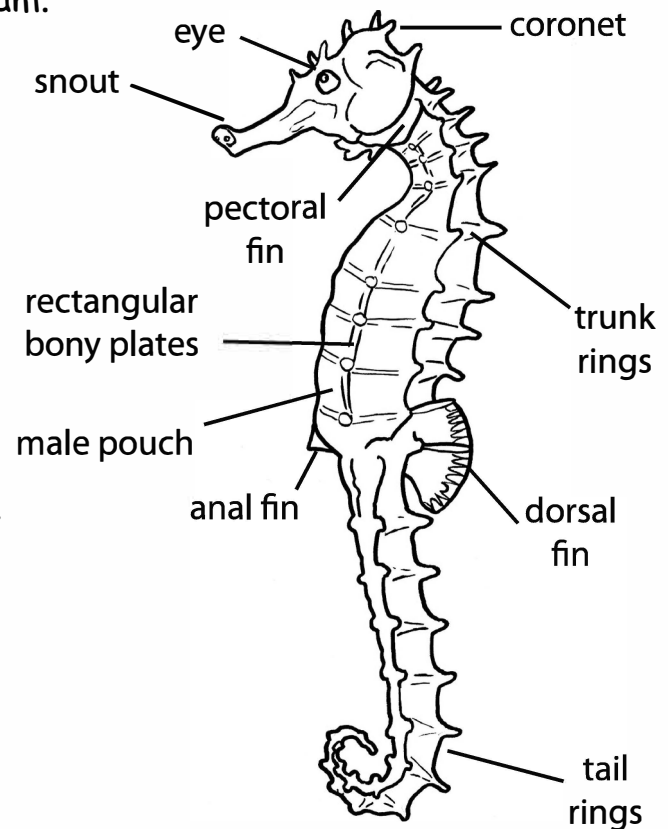
Let's say you have one dime, one nickel, and one penny. Below is a mathematical diagram illustrating every possible way you could order these coins.

The diagram shows that there are six different order combinations.



Here's a different type of diagram.

1. What is the top of a seahorse's head called?
  - A) snout
  - B) pectoral fin
  - C) trunk rings
  - D) coronet
  
2. A seahorse is not covered with scales, but most of its body is encased in \_\_\_\_\_.
  - A) fins
  - B) bony plates
  - C) a long tail
  - D) a long snout



3. If you want to show the parts of something or how an object works, a beneficial graphic organizer is a \_\_\_\_\_.

diagram    dictionary    Venn diagram    photograph

4. In item 3, the word *beneficial* means \_\_\_\_\_.

fun    colorful    helpful    cute

5. Now that I share with my little brother, my bedroom is totally unkempt. It used to be neat and tidy.

Context clues tell you that *unkempt* must be the opposite of *neat and tidy*. Therefore, *unkempt* means \_\_\_\_\_.

clean    dusty    decorated    messy

- 6 – 7. Underline the part of the sentence that names a **cause**.


The surface of Earth changes over time as a result of plate tectonics, weathering, and erosion.

Underline the part that states an **effect**.

When sections of the Earth's outermost layer, called tectonic plates collide, mountains, earthquakes, and volcanoes form.

### Study Strategy

A graphic organizer is a great tool to use when you have to give an oral report in any subject. Diagrams, charts, tables, graphs, timelines, and Venn diagrams can help you present your information in an interesting, organized manner.



8. When giving a report, you can use a \_\_\_\_\_ to make your presentation clearer and more interesting.