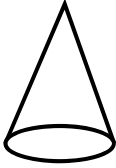




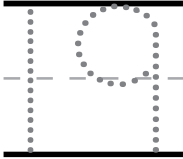


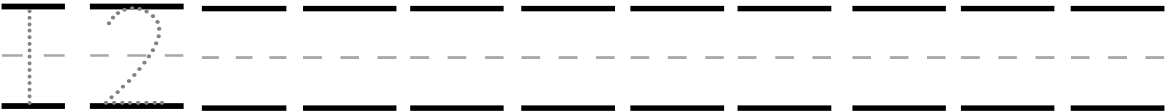



Sample Lesson #1

1.	This is a cone. It is solid .				K.G.2 & 3
2.					K.CC.6
3.					K.CC.3 & 4
4 – 5.					K.CC.4
					
6.				K.MD.2	

Directions:

- Trace the cones.
- Count the objects in each group. Which group is **greater than** the other? Circle it.
- Trace the 19. Draw 19 circles in the box.
- 5. Count the flowers. As you count, write the number that comes next under each flower.
- Circle the snake that is **shorter**.