

Sample Lesson #3

1.




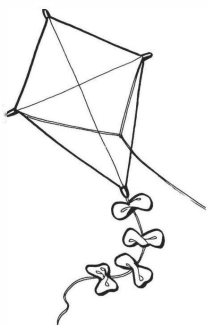
| | |
|------|-----|
| have | the |
|------|-----|

I _____

a




2-3.


**Directions:**

1. Read the words in the box. Circle the word that completes the sentence. Print it on the line.
- 2-3. *Leaf* has the **long e** sound. Say the name of each picture. Color the picture if its name has the **long e** sound.

4.



red run



wig log

5.




○ s

○ r

○ m

6.



n d

 eer
Directions:

4. Say the name of each picture. Circle its name.
5. Say the name of the picture. Fill in the circle next to the letter that stands for the ending sound.
6. Say the name of the picture. Circle the letter that stands for its beginning sound. Print the letter on the line to complete the word.