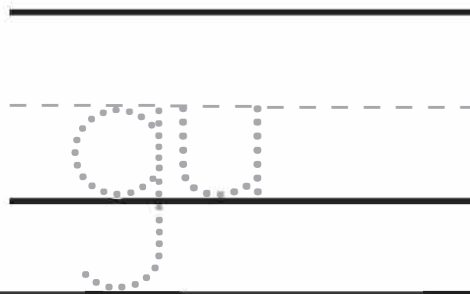

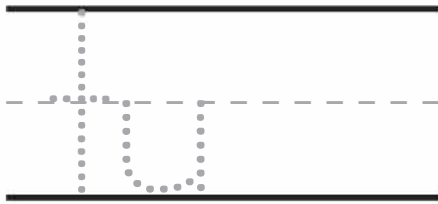



Sample Lesson #2

1 – 2.




3.

**Directions:**

1 – 2. Say the name of each picture. Print the letter of each ending sound. Trace the letters to complete each word.


3. Read each word. Color the balloons that have the word *you* in them.

4.



| | | |
|-------|--|-------|
| _____ | | _____ |
| ----- | | ----- |
| _____ | | _____ |

5 – 6.



Directions:

4. Say the name of the picture. Print the letter of the beginning sound on the **first** line. Then print the letter of its ending sound on the **second** line.
- 5 – 6. Say the name of each picture. Draw lines to match the pictures whose names rhyme.