




## Sample Lesson #2


1 – 2. Say the name of each picture in the row. Circle the picture in the row whose name begins with the same blend.




draw




glove



snake



3. Color the bubble if it has 3 **long e** words.



4. Say each bold word. Circle the words in each row that have the same **y** sound as the bold word.

**yarn**

fry

yellow

pony

**bunny**

many

try

yet


**sky**

yes

my


puppy

5. Say the name of each picture. If the first vowel sound is short, color the box with the word **short**. If the first vowel sound is long, color the box with the word **long**.



short

long



short

long



short

long

6. Circle the word that answers the riddle.  
Print it on the line.

It comes after five. What is it?

\_\_\_\_\_

-----

\_\_\_\_\_

set

six

saw

