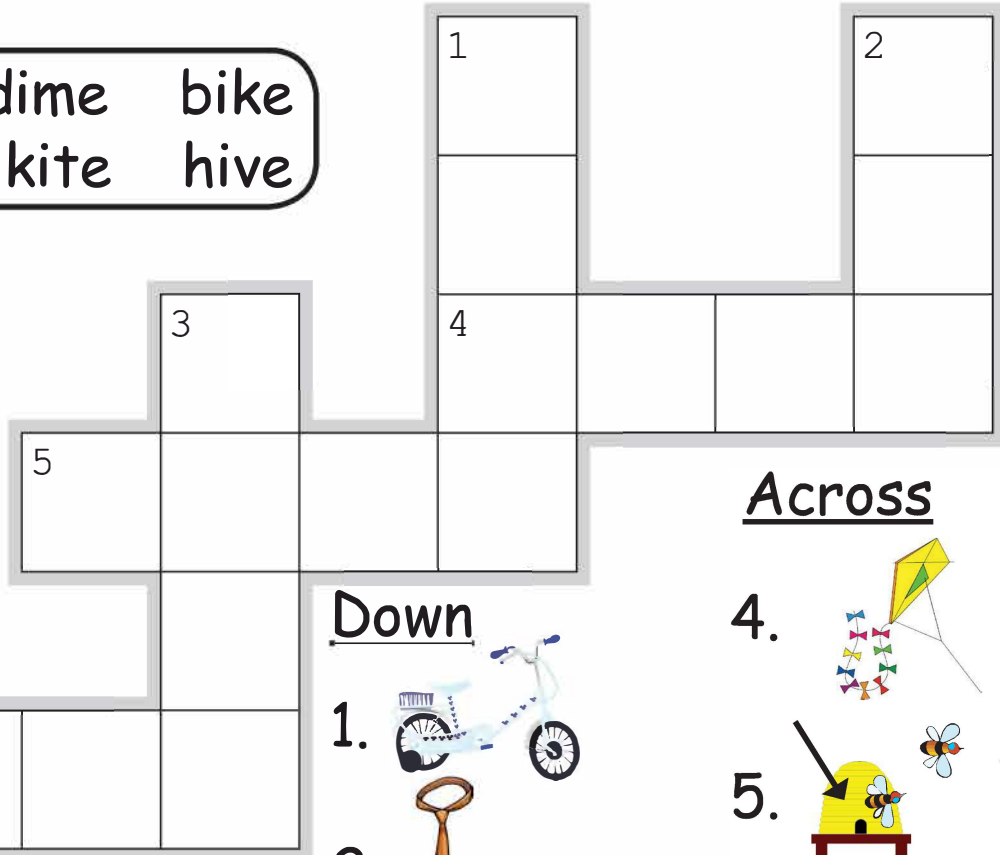


# Sample Lesson #1

1 – 2. Use **long i** words from the box to finish the puzzle.

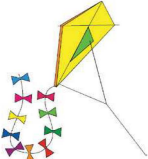


tie dime bike  
five kite hive



Across

Down

- 1. 
- 2. 
- 3. 

- 4. 
- 5. 
- 6. 

3. Color the bubble if it has 3 **long a** words.




cake  
make  
rake

day  
say  
way

van  
can  
take

rat  
bat  
play

4. If the picture begins with the sound of the letter in the box, print it on the **first** line. If it ends with that sound, print it on the **second** line.




l

\_\_\_\_\_

-----

\_\_\_\_\_

r




\_\_\_\_\_

-----

\_\_\_\_\_

t




\_\_\_\_\_

-----

\_\_\_\_\_


5. Say the name of the picture. Print the letter for its middle consonant sound.



\_\_\_\_\_

-----

\_\_\_\_\_



6. Circle the word that answers each riddle. Print it on the line.

It comes after five.  
What is it?

set    sap    six

\_\_\_\_\_

-----

\_\_\_\_\_

6

I play ball with it.  
What is it?

map    mix    mitt

\_\_\_\_\_

-----

\_\_\_\_\_

