

# Sample Lesson #1

1.

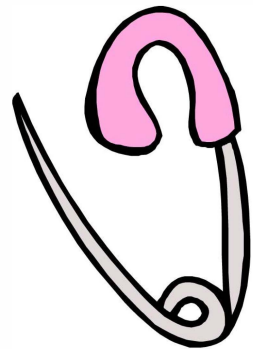


# I have a dog.



2.





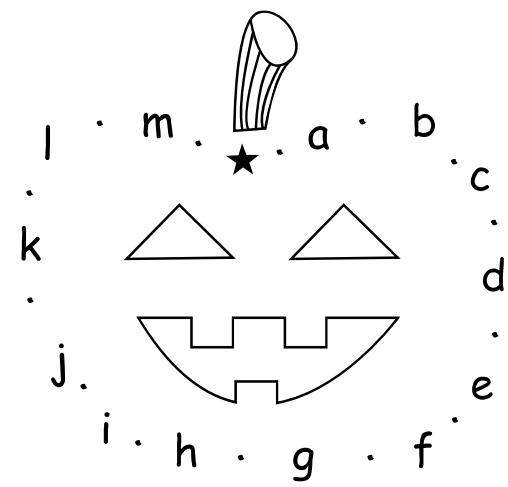

3.





**Directions:**

1. Read the word *a*. Write the word *a* on the line five times. Circle the word *a* in the sentence.
2. Number the pictures to show what happened first, next, and last. Write 1 under the picture that happened first, 2 under the picture that happened next, and 3 under the picture that happened last.
3. Circle the pictures that rhyme.

4.  

5.  

6.    
 i m u x

**Directions:**

4. Draw a line to match the upper case letter to the correct lower case letter.
5. Connect the letters from A to M. Start at the star. End at the star.
6. Say the name of each picture. Circle the letter that makes the beginning sound.