


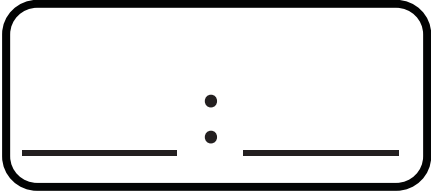
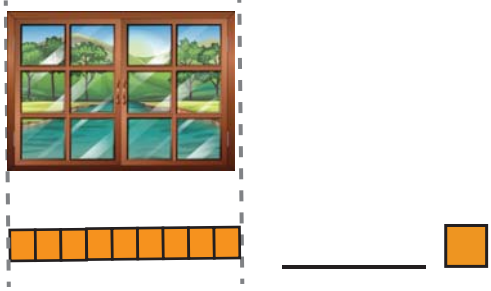
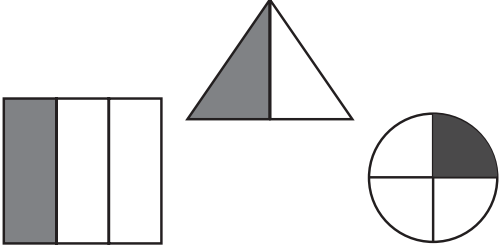


Sample Lesson #3

1.	How many sides does this two-dimensional shape have?		I.G.1
2.	Find the missing numbers.	$7 + \underline{\quad ? \quad} = 11$ $11 - 7 = \underline{\quad ? \quad}$	I.OA.4
3.	What time is it? Fill in the digital clock.		I.MD.3
4.	How many units long is the window?		I.MD.2
5.	The number 57 has <u> ? </u> tens and <u> ? </u> one(s).		I.NBT.2
6.	Start at 13. Count back 2. Write the difference.		I.OA.5
7.	Find the difference.	$40 - 40 = \underline{\quad ? \quad}$	I.NBT.6
8.	How much money is this?		2.MD.8 (Prep)
9.	Circle the shape that has one-half shaded.		I.G.3
10.	What comes between 54 and 56?		I.NBT.1

<p>1. 1.G.1</p>	<p>2. 1.OA.4</p> $7 + \underline{\quad} = 11$ $11 - 7 = \underline{\quad}$
<p>3. 1.MD.3</p> 	<p>4. 1.MD.2</p> 
<p>5. 1.NBT.2</p> <p>_____ tens _____ ones</p>	<p>6. 1.OA.5</p> $13 - 2 = \underline{\quad}$
<p>7. 1.NBT.6</p> $40 - 40 = \underline{\quad}$	<p>8. 2.MD.8 (Prep)</p>
<p>9. 1.G.3</p> 	<p>10. 1.NBT.1</p> $54, \underline{\quad}, 56$