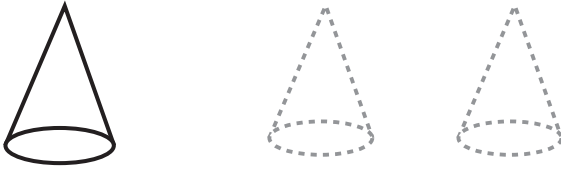






Sample Lesson

1.	This is a cone. It is solid .		K.G.2 & 3
2.			K.CC.6
3.			K.CC.3 & 4
4 – 5.			K.CC.4
6.			K.MD.2

Directions:

1. Trace the cones.
2. Count the objects in each group. Which group is **greater than** the other? Circle it.
3. Trace the 19. Draw 19 circles in the box.
- 4 – 5. Count the flowers. As you count, write the number that comes next under each flower.
6. Circle the snake that is **shorter**.