




Sample Lesson #2


1.



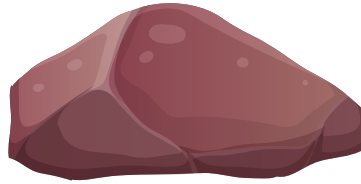
car



2.



sock




rock



jet



3.



1. Circle the picture that begins with the same sound as the first one.
2. Say the name of each picture. Circle the picture whose name rhymes with *sock*.
3. Circle the picture that happened first.

4.

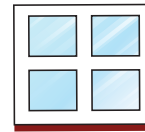
yellow



5.

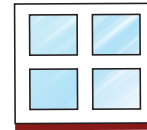
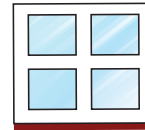
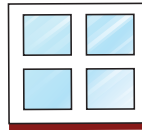
H ●

G ●



I ●


F ●




J ●

E ●
D ●
C ●

M ●
K ●
L ●



B ●



A ●

N ●

4. Trace the word yellow. Circle the object that is yellow.

5. Connect the dots from A–N. Color the picture.